

SERIAL DRAWING



PRESENTED BY:

carel van wyk

vanwykcj.hum@uv.ac.za



UNIVERSITEIT VAN DIE VRYSTAAT
UNIVERSITY OF THE FREE STATE
YUNIVESITHI YA FREISTATA

A University of excellence, equity and innovation



“LEARN ALL YOUR
THEORIES AS WELL AS
YOU CAN, BUT PUT
THEM ASIDE WHEN YOU
TOUCH THE MIRACLE OF
THE LIVING SOUL.”

{CG Jung – 1928}

INTRODUCTION

SERIAL DRAWING

1. CONTEXTUALIZATION

Link between theory, model & techniques

2. JUNGIAN THEORY

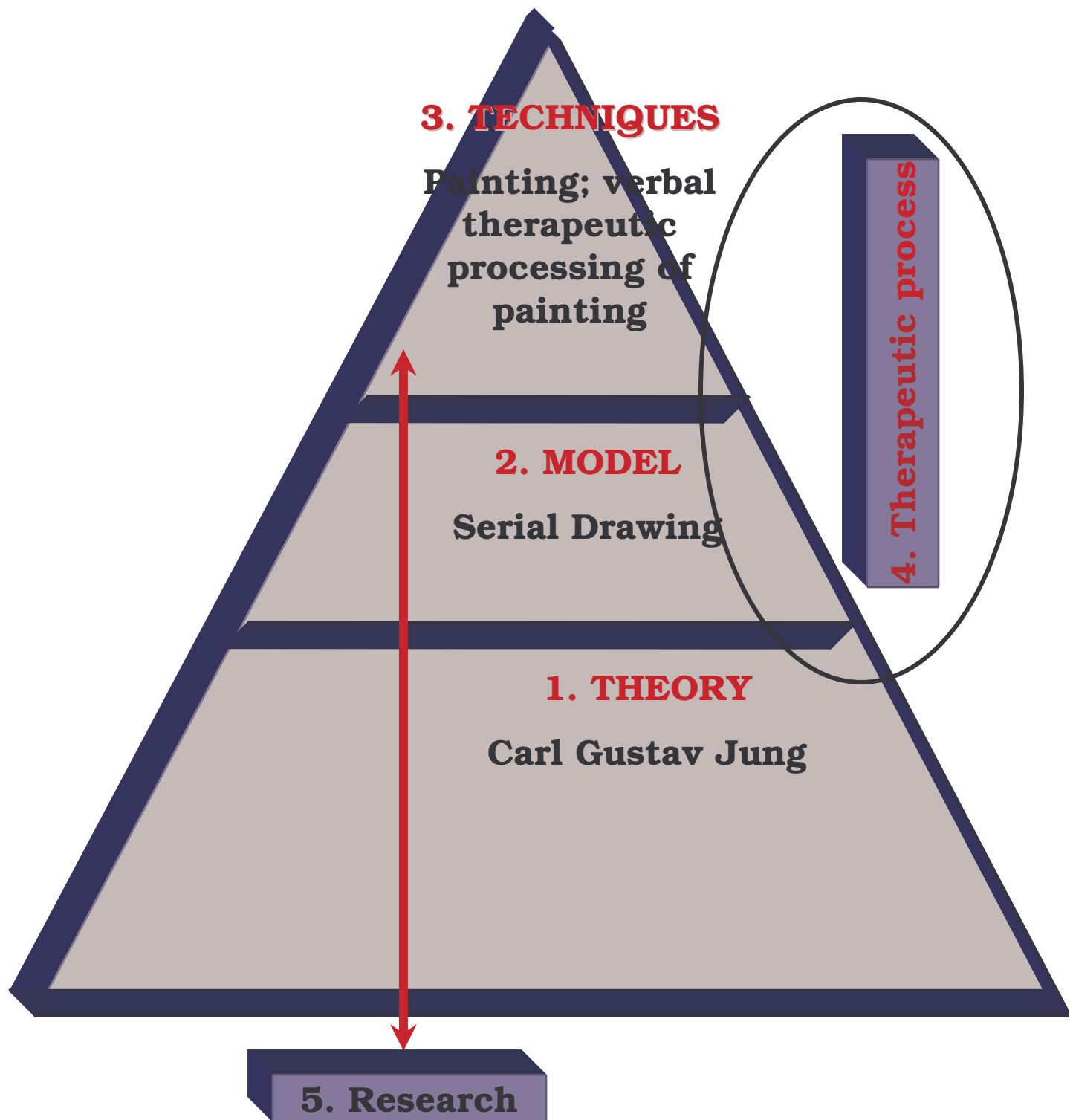
The structure of the psyche according to Carl Gustav Jung

3. THE MODEL

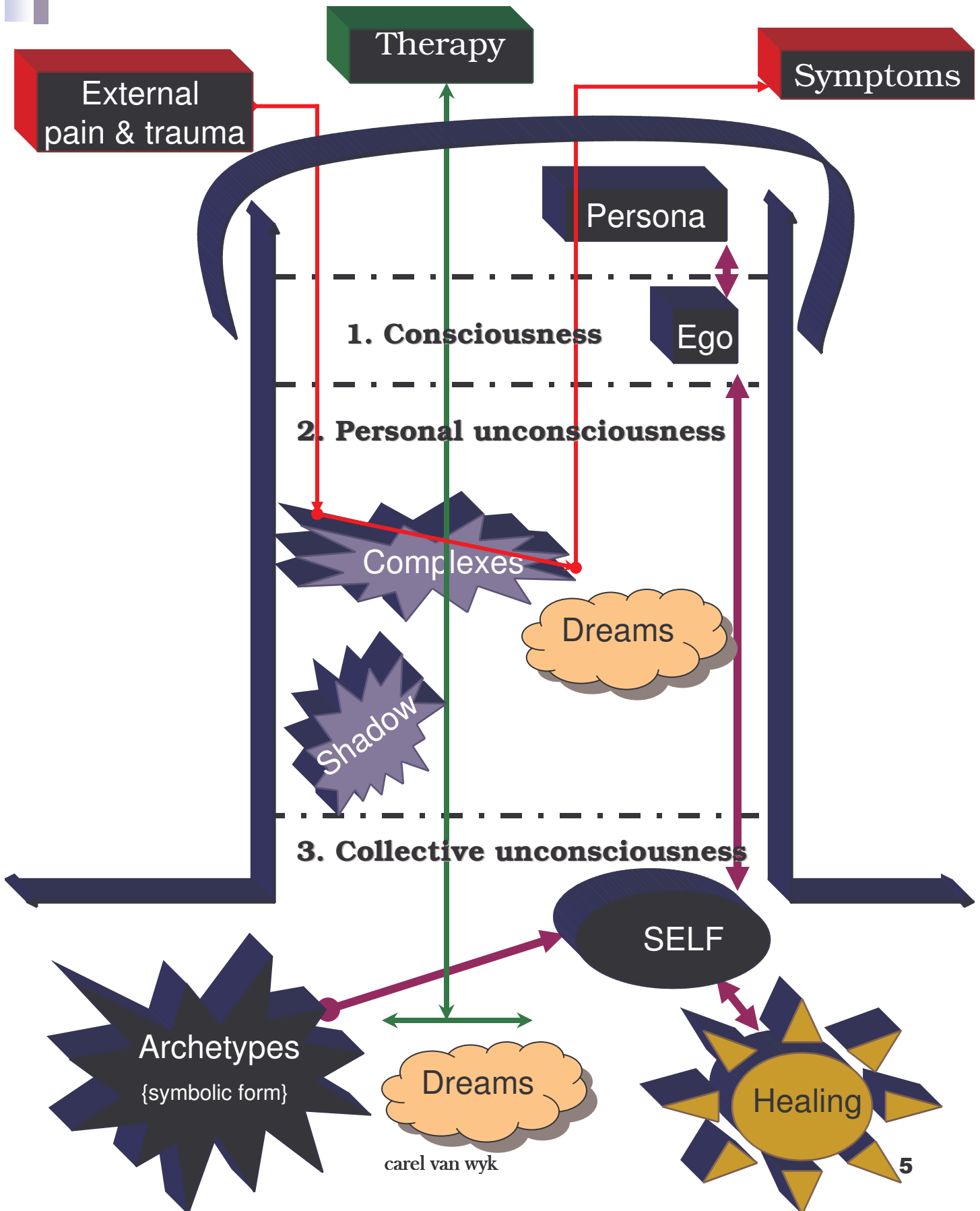
The serial drawing model

Discussion of photo's

1. CONTEXTUALIZATION



2. THE STRUCTURE OF THE PSYCHE



3. THE MODEL: SERIAL DRAWING

SD is the drawing in the presence of the therapist for about 20 minutes {?} on a weekly basis, same time, same place {= *temenos*}.

Phases of the serial drawing model

⊙ Initial/**chaotic** phase {sessions ± 01 – 04 }:

Projection of problem unto medium & therapist = Externalisation/giving visible shape to inner problem.

⊙ Middle/**struggle** phase {sessions ± 05 – 08}:

Struggle between “good” & “bad” {opposites}.


⊙ Termination/**solution** phase {sessions ± 09 – 12}:

Themes of healing will appear

Healing = integration of pain and ego, behaviour & moods not directed by unconscious complexes {daemons}; Healing ≠ utopia

3.1 CHAOTIC PHASE

- ④ Give a view of the child's internal world
- ④ Reflect feelings of hopelessness
- ④ Represent a vehicle for establishing the initial contact with the therapist



3.2 STRUGGLE PHASE

- ⓐ Expression of emotion
- ⓐ Struggle between ambivalent feelings
- ⓐ A deeper relationship with the therapist develops
- ⓐ The disclosure of a deep issue



3.3 RESOLUTION PHASE

- @ Images of mastery, self-control and worth
- @ Emergence of positive images
- @ A central Self-symbol
- @ Detachment from the helper



“LEARN ALL YOUR
THEORIES AS WELL AS
YOU CAN, BUT PUT
THEM ASIDE WHEN YOU
TOUCH THE MIRACLE OF
THE LIVING SOUL.”

{CG Jung – 1928}