

# Interested in Anatomy?

Look what is available at the University of the Free State

## ANBG2616/ANBG2626

### Macroscopic Anatomy of Body Regions (24 credits)

Macroscopic Anatomy refers to the structures and their relations to each other as observed unaided in the human body. After completion, the student should be well acquainted with anatomical terms and possess an extensive knowledge of the macroscopic structures of the human body.



#### Modules include:

- ✓ Back
- ✓ Upper Limb
- ✓ Thorax
- ✓ Abdomen
- ✓ Pelvis & Perineum
- ✓ Lower Limb
- ✓ Head & Neck
- ✓ Neuro-Anatomy

These modules each consist of three lectures and two practical sessions per week. During the practical sessions, students work as a team to identify structures in human cadavers and specimens.

Assessment consists of continuous evaluation (practical tutorials, class tests, and module written and practical spot tests), as well as one exam paper of two hours' duration and one practical spot exam of 30 minutes' duration.

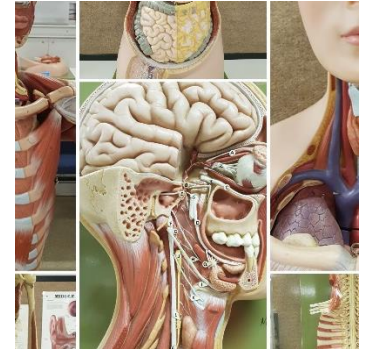
## ANBA3716

### Introduction to Physical Anthropology (24 credits)

Physical anthropology is the study of human diversity through measurement and observation of individuals and populations. After completion of this module, the student will understand normal and abnormal variations of human skeletal anatomy and will be able to use this knowledge to construct a biological profile and interpret skeletal trauma from human skeletal remains.

#### Module includes:

- ✓ Comparative Skeletal Anatomy
- ✓ Human Growth and Development
- ✓ Forensic Anthropology and Archaeology
- ✓ Human Evolution



The module consists of two lectures and one practical session per week. Assessment consists of continuous evaluation (assignments, skeletal report, tests), as well as a final examination consisting of a theory paper of three hours' duration and a practical of two hours' duration.

# More anatomy modules

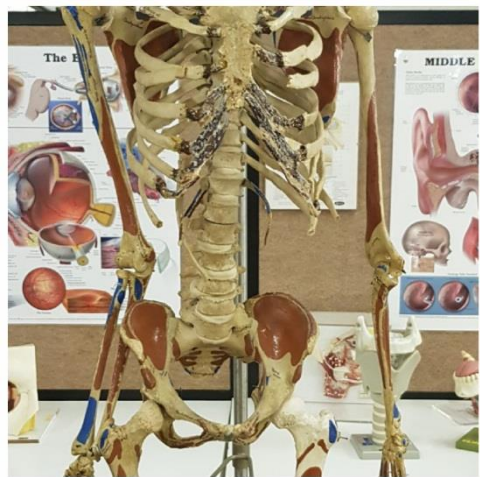
## ANBE3726

### Human Embryology (24 credits)

Human embryology is the study of the growth, development and function of humans from the time of fertilization to birth. After completion of this module, the student will have knowledge and understanding of normal human prenatal development and be equipped to use this knowledge to explain abnormalities of development such as birth defects.

#### Module includes:

- ✓ Gametogenesis and the first few weeks of development
- ✓ Embryonic development (week three – eight)
- ✓ Fetal development (month three – birth)
- ✓ Development of the body systems



The module consists of two lectures and one tutorial session per week. Assessment consists of continuous evaluation (tutorials, tests and literature assignments), and a final theory examination of three hours' duration.

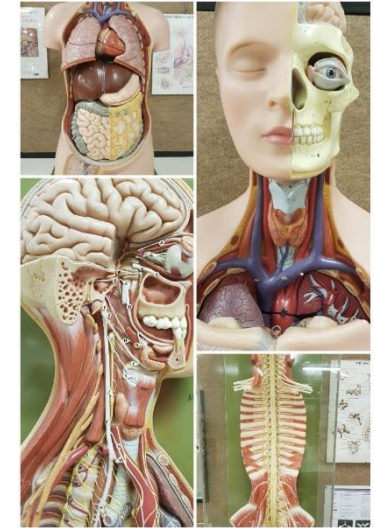
## ANBH2614, ANBH2624, ANBH3704

### Histology (16 credits each)

Histology is the study of the microscopic structure, composition and functions of cells, tissues and body systems.

#### Module includes:

- ✓ Cytology
- ✓ All the basic tissue types
- ✓ Each body system
- ✓ Histology techniques



The module consists of three lectures and one practical session per week. Assessments consist of four class tests and two theory and practical module tests.

One exam paper of two hours' duration will be written in addition to one practical exam with a duration of one hour.

# More anatomy modules

## ANBT3704

### Applied Macroscopic Anatomy and Techniques (16 credits)

This module covers practical and legal aspects of cadaver administration, safety in the mortuary, anatomical techniques, embalming and preservation of cadavers, preparation of osteology modules, skeleton articulation, landmark tagging and museum techniques

#### Module includes:

- ✓ The human tissue act
- ✓ Embalming
- ✓ Brain preservation techniques
- ✓ Dehydration techniques
- ✓ Preparation of bones
- ✓ Articulation of the human skeleton
- ✓ Health protection methods
- ✓ Construction, completion and mounting of museum specimens
- ✓ Production of moulds and casts
- ✓ Plastination

The module consists of one lecture per week. Practical sessions may vary as students need to complete projects on case studies.

Assessment consists of continuous evaluation. There are two tests per semester; an assignments and a project to be submitted for marks in addition to one multi-media presentation with a handout for marks. There will be no formal examination paper.

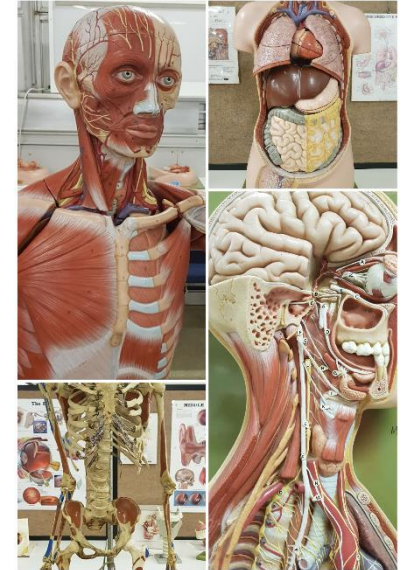
## ANBG1524

### Introduction to Anatomy (16 credits)

Human Anatomy is the study of the structure of the human body.

#### Module includes:

- ✓ Basic knowledge of anatomical terminology
- ✓ Structures and functions of the body organ systems



The module consists of three lectures, one tutorial session and one practical session (two-hour duration) per week.

Continuous evaluation consists of an assignment for marks. You will write three class tests and three semester tests with a spot test, of which the two best marks each will be used for the module mark.

One exam paper of two hours' duration will be written in addition to the practical exam.

# Career & Study Opportunities

## Academic:

Professional Officer: (Anatomy) or Junior Lecturer who facilitates during practical dissection sessions and training sessions.

## Research:

Organisations like the MRC or museums may have posts for research assistants.

## Technical career:

Technical assistants prepare anatomical specimens and facilitate during practical and training sessions.

## Other:

Professions range from sales representative to forensic analyst with the SAPS\*. Several medical scientific careers are also options.

MRC: South African Medical Research Council

SAPS: South Africa Police Service

## Prerequisites applicable to ANBG

**ANBG  
1524**

**None**

**ANBG  
2616**

**BLGY1513 AND  
ANBG1524 OR BLGY1663 + BLGY1683**

**ANBG  
2626**

**ANBG2616**

## Prerequisites applicable to ANBA and ANBT

**ANBA  
3716**

**ANBG2616 & ANBG2626**

**ANBT  
3704**

**ANBG2616 & ANBG2626**

### For further information please contact:

**Dr. Shivani Govender  
(ANBG2616 and ANBG2626)**  
Department Basic Medical  
Sciences  
Francois Retief Building  
Block B, Room B223  
E-mail: [GovenderS1@ufs.ac.za](mailto:GovenderS1@ufs.ac.za)

**Dr. Ntsidi Moopela  
(ANBG1524)**  
Department Basic Medical  
Sciences  
Francois Retief Building  
Block B, Room B100  
E-mail: [MoopelaNS@ufs.ac.za](mailto:MoopelaNS@ufs.ac.za)

**Dr. Henk Potgieter  
(ANBT3704 and ANBA3716)**  
Department Basic Medical  
Sciences  
Francois Retief Building  
Block B, Room B136  
E-mail: [PotgieterH@ufs.ac.za](mailto:PotgieterH@ufs.ac.za)

**Dr. Tshego Ramphaleng  
(ANBA3716)**  
Department Basic Medical  
Sciences  
Francois Retief Building  
Block B, Room B135  
E-mail: [RamphalengTK@ufs.ac.za](mailto:RamphalengTK@ufs.ac.za)

# Prerequisites applicable to ANBE and ANBH

**ANBE  
3726**

**ANBG2616; ANBG2626; ANBA3716**

**ANBH  
2614**

**BLGY1513 & CHEM1513**

**ANBH  
2624**

**ANBH2614**

**ANBH  
3704**

**ANBH2614 & ANBH2624**



## For further information contact:

**Dr. Petra Maass  
(ANBE3726)**

Department Basic Medical Sciences  
Francois Retief Building  
Block B, Room B220  
E-mail: [MaassP@ufs.ac.za](mailto:MaassP@ufs.ac.za)

**Mr. Gerhard Van Zyl  
(ANBH2614, ANBH2624, ANBH3704)**

Department Basic Medical Sciences  
Francois Retief Building  
Block B, Room B201  
E-mail: [gnangjvz@ufs.ac.za](mailto:gnangjvz@ufs.ac.za)