

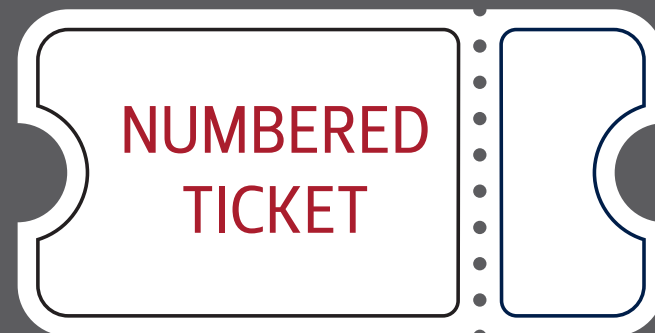


GRADUATION STEP BY STEP

Graduation

Arrive on the UFS Bloemfontein or Qwaqwa Campus and follow the relevant directional signage.

1




NUMBERED
TICKET

2


Guests must report directly to the ceremony venue with your unique ticket reference number. Park and ride facilities are available for guests.

3




Report to the student gathering venue 90 minutes before the ceremony starts.

4



You must already be in possession of your academic attire.

5



SEATING
CARD


At the venue, you will receive your seating cards. Take your seat immediately and keep the seating cards with you at all times.

6



The procession will move to the ceremony venue 20 minutes before the ceremony begins.

7



Graduates wearing high heels should note that the walk between the gathering and ceremony venues is quite some distance. You are advised to wear comfortable shoes and exercise caution to prevent falling.

8



Please note that a graduation ceremony is a formal occasion, and that you are expected to show respect for the ceremony by dressing appropriately.

9



CLOSED

Doors close after the procession has entered the hall. Latecomers will not be allowed access to the venue after commencement of the ceremony and will be directed to the livestreaming venue.

www.ufs.ac.za

[UFSUV](#) | [UFSweb](#) | [UFSweb](#) | [ufsuv](#)

Inspiring excellence. Transforming lives.

UNIVERSITY OF THE
FREE STATE
UNIVERSITEIT VAN DIE
VRYSTAAT
YUNIVESITHI YA
FREISTATA

