

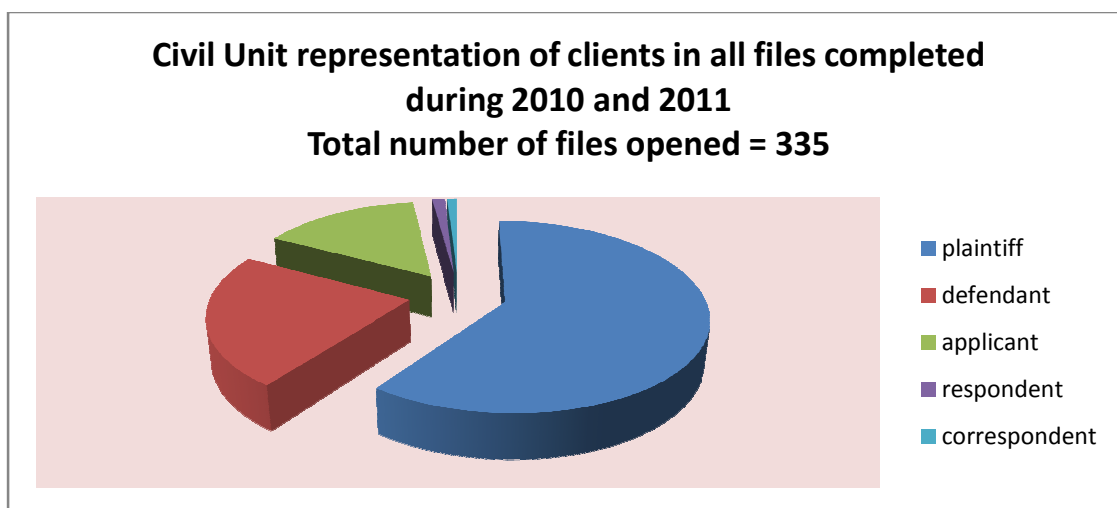
## OVERVIEW OF LEGAL SERVICES

2010 AND 2011

## 1. CASE FILES OPENED 1 JANUARY 2010 TILL 31 DECEMBER 2011

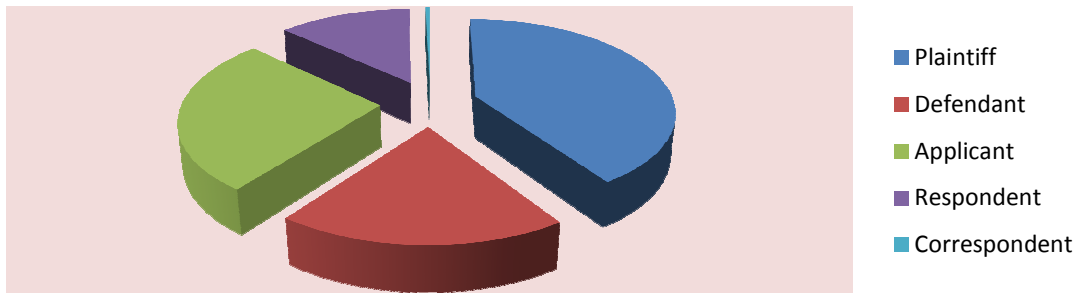
| UNIT         | 2010        | 2011        | TOTAL       |
|--------------|-------------|-------------|-------------|
| CIVIL        | 313         | 210         | 523         |
| FAMILY       | 268         | 202         | 470         |
| LABOUR       | 95          | 51          | 146         |
| EVICTION     | 104         | 48          | 152         |
| COURT 21     | 288         | 724         | 1012        |
| COURT 30     | 354         | 1210        | 1564        |
| <b>TOTAL</b> | <b>1422</b> | <b>2445</b> | <b>3867</b> |

## 2. REPRESENTATION OF CLIENTS 2010 AND 2011

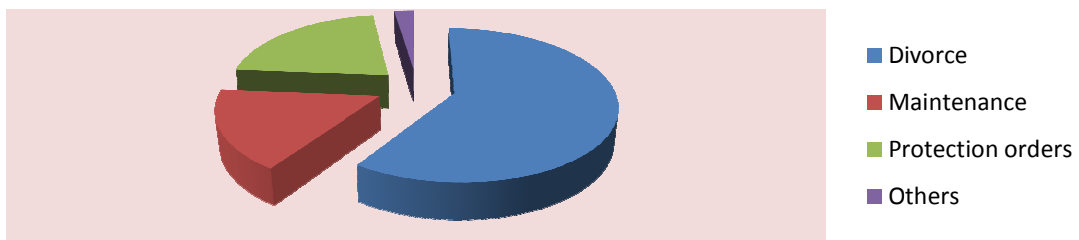


**Family Unit Representation of clients all files completed during 2010 and 2011**

**Total number of files completed = 337**

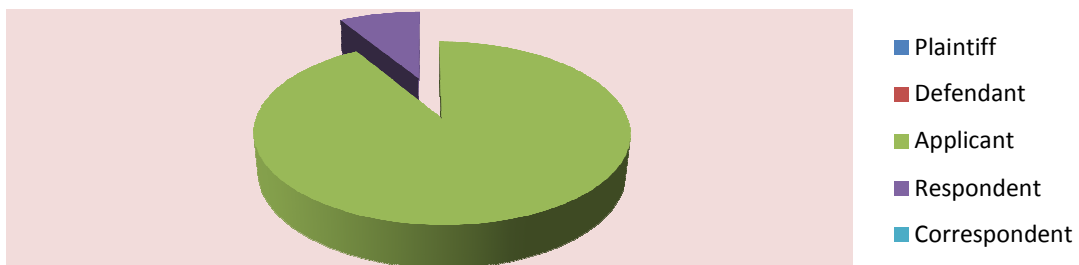


**Exposition of matters dealt with in Family Unit for the period 2010 and 2011**



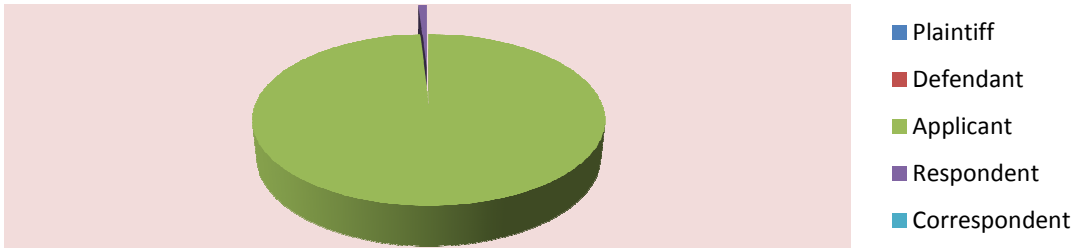
**Eviction Unit Representation of clients all files completed during 2010 and 2011**

**Total number of files completed = 127**

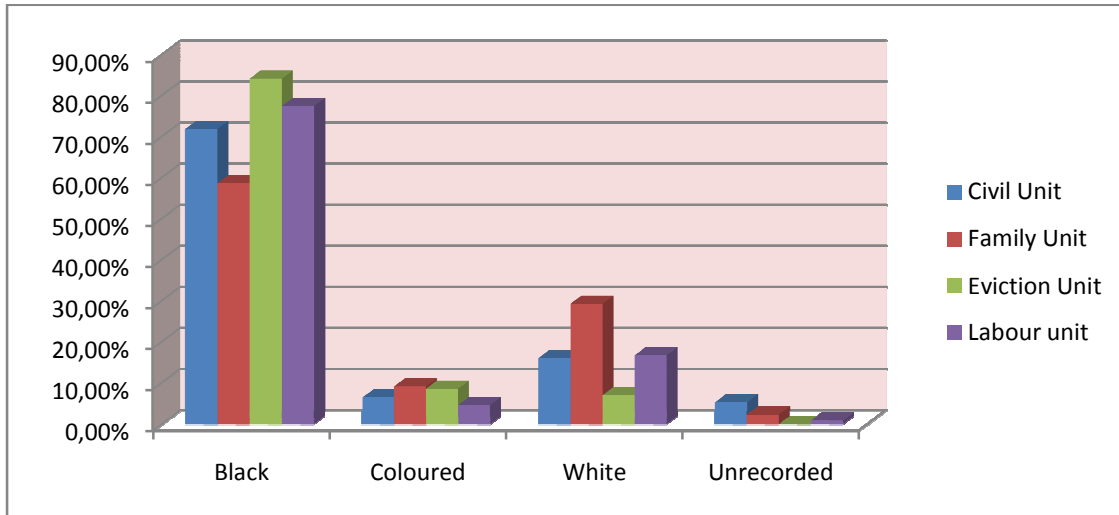


**Labour Unit Representation of clients all files completed during 2010 and 2011**

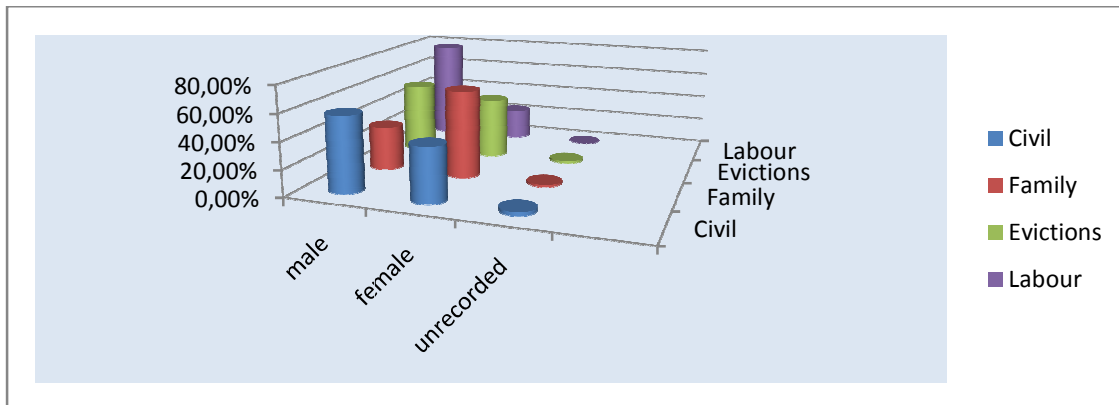
**Total number of files completed = 107**



**Designated group representation of clients 2010 and 2011:**



**Gender representation of clients in Civil, Family, Evictions and Labour Units 2010 and 2011:**



**Representation of average income of Clients in Civil Unit, Family Unit, Labour Unit and Eviction Unit in all files completed during 2010 and 2011**

