

How to access UFS LIS Legal Databases

Compiled by: Wellington Sotu


Introduction

The purpose of this document is to assist and guide users on how to access legal resources remotely. Accessing legal information resources should be a seamless process. The instructions are captured in screenshots to make it easier for you.

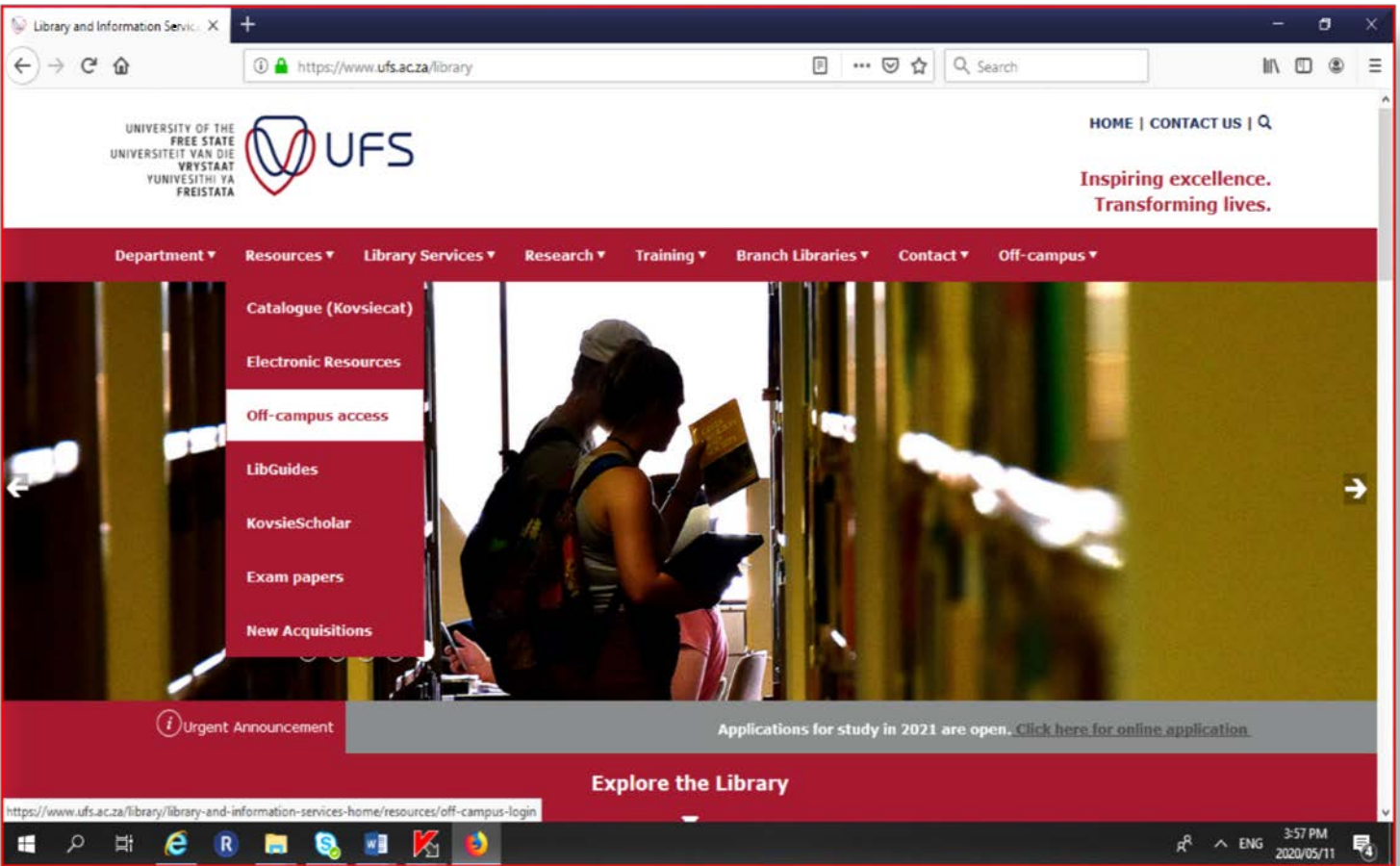
The legal resources in this guide are:

- Juta Law and LexisNexis

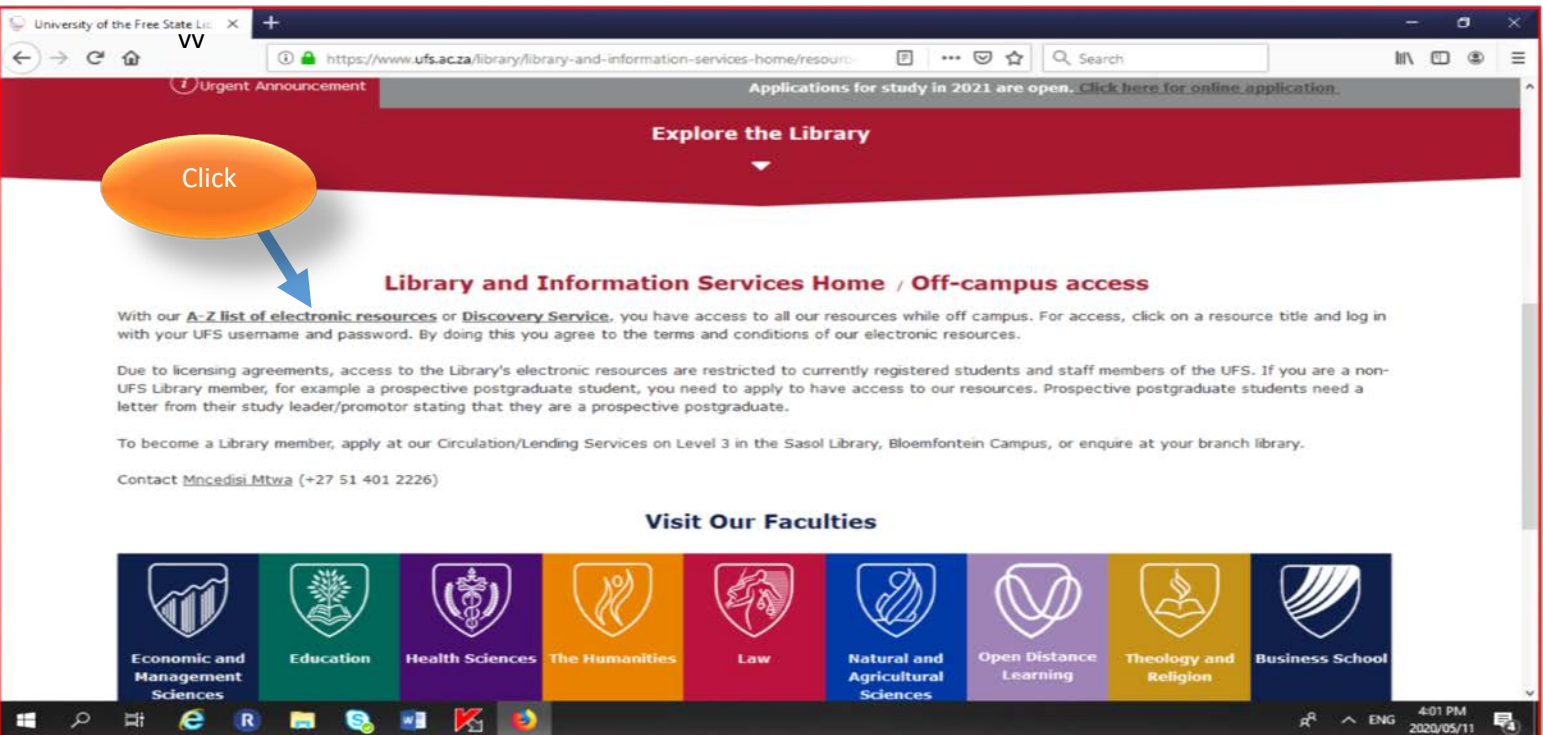
ALL users must login via UFS web site (<http://WWW.UFS.AC.ZA>), and then select/click Library



After clicking on Library, below screen will appear- the



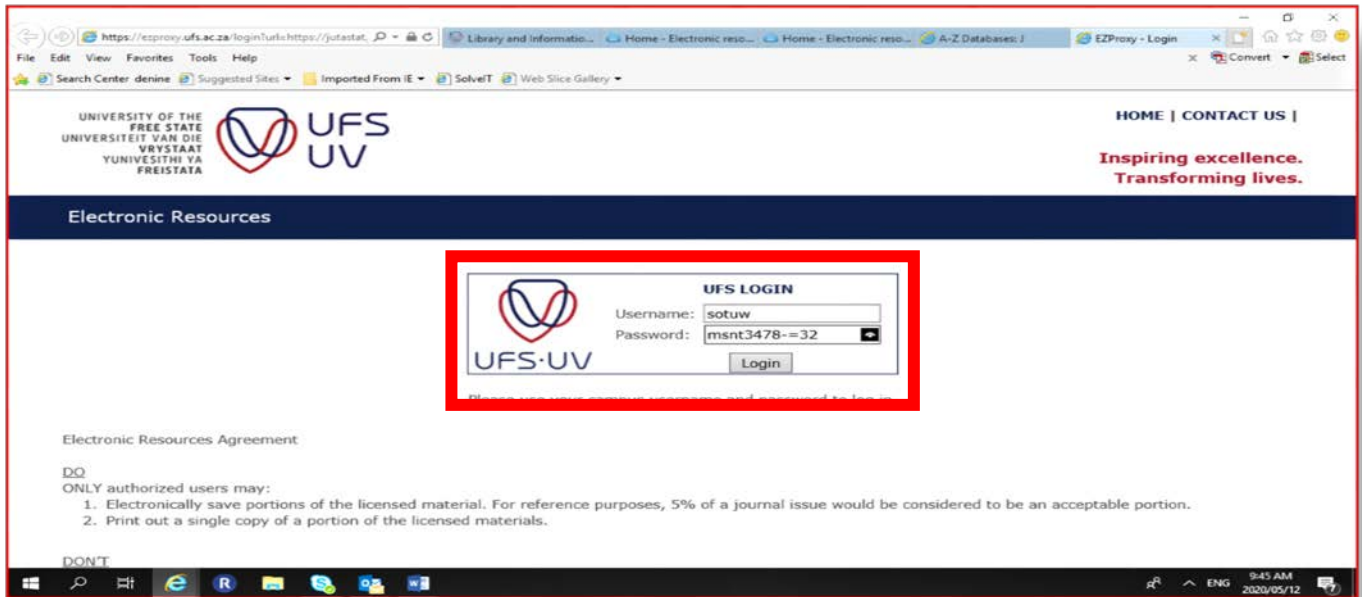
Then below A – Z or Discovery Services, then click on A-Z list of electronic resources.



The dropdown menu as it appear after clicking on J then select databases of your choice in this case JUTASTATS selected (LAW REPORTS AND LEGISLATIONS)

The screenshot shows a web browser window with the URL <https://ufs.libguides.com/az.php?a=j>. The page features a search interface with three dropdown menus: "All Subjects", "All Database Types", and "All Vendors / Providers". A search bar contains "Search for Databases" and a "Go" button. Below the search bar is an alphabetical navigation bar with letters A through Z. The letter 'J' is highlighted with a red box, and an orange callout box points to it with the text "Click on J to access Juta". The letter 'L' is also highlighted with a red box, and another orange callout box points to it with the text "Click on L to access LexisNexis". Below the navigation bar, the text "4 Databases found for J" is displayed. The search results list several databases, with "Juta Law (Jutastat)" highlighted by a red box. To the right of the search results is a "Popular Databases" section listing various databases like "Academic Search Ultimate", "Britannica Image Quest", "Credo Reference", "Current and completed research (NRF)", and "Directory of Open Access Books (DOAB)". The Windows taskbar at the bottom shows the time as 9:37 AM on 2020/05/12.

All registered users are required to type in their CREDENTIALS to access these databases. Your student Number as Username and Password you have created to login every day.



The system will then recognize your credentials and allow you to access Jutastats or any database of your choice. Your first step to search Juta for Legislation or Cases.

For more information please contact:

Your Librarian (Zinakile Sotu - sotuw@ufs.ac.za) 071 061 8960 OR 051 4012737

