



Brand Identity Guidelines

Signage Guidelines



www.ufs.ac.za

 UFSUV |  UFSweb |  UFSweb |  ufsuv

Inspiring excellence. Transforming lives.
Inspireer uitnemendheid. Verander lewens.

UNIVERSITY OF THE
FREE STATE
UNIVERSITEIT VAN DIE
VRYSTAAT
YUNIVESITHI YA
FREISTATA




Information structure



- a) The marketing brand is placed to the left of all text that is primary to the position of the sign.
- b) The corporate font Leitura 2 is used for all text.
- c) The directional arrow is a specific and unique design. Do not substitute.
- d) Secondary text is always smaller than the primary.
- e) The usage order of the language is first English and then Afrikaans.

Directional arrows

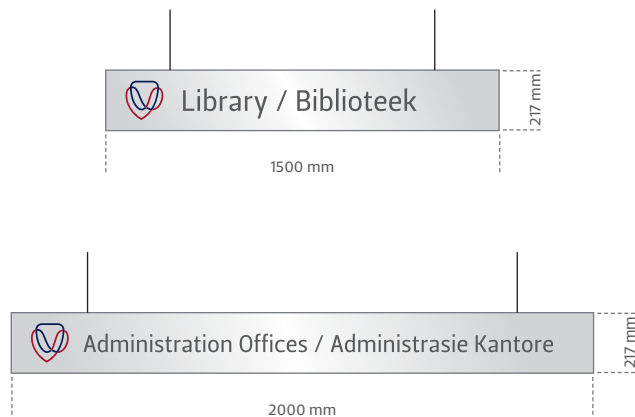


The directional arrow is a specific and unique design.
Do not substitute.

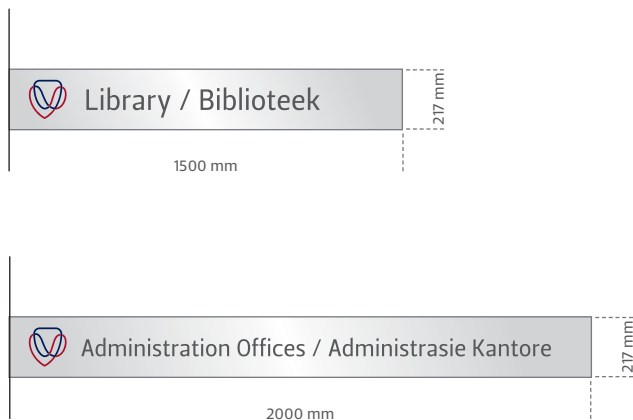


Single message signs

Suspended - double sided

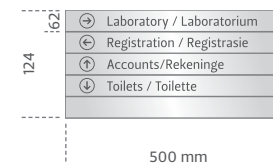
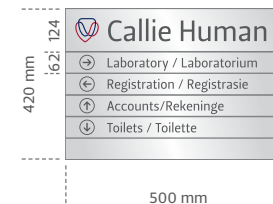


Wall mounted



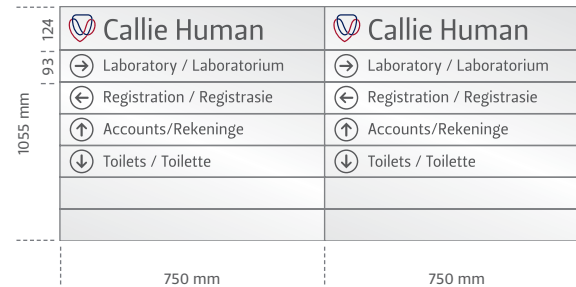
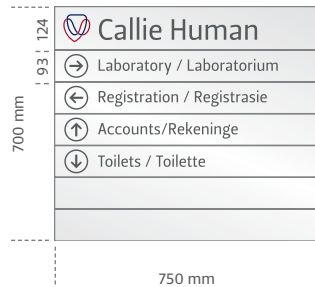
Suspended signs

Double sided

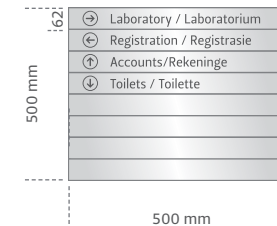
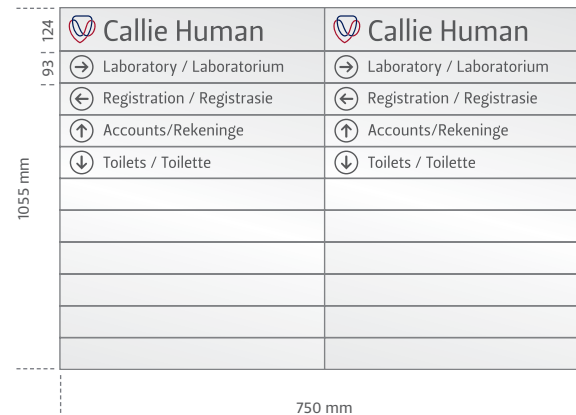

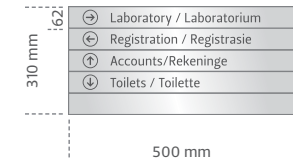
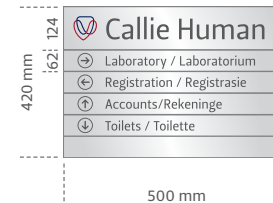


Wall-mounted signs

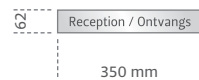
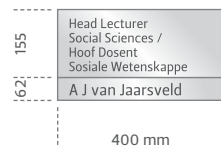
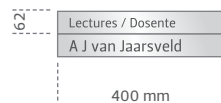
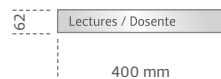
Large wall-mounted signs



Medium wall-mounted signs



Small wall-mounted signs



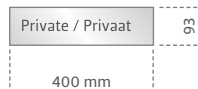
Projecting D/S | Projekterende D/K



Projecting D/S | Projekterende D/K



Projecting D/S | Projekterende D/K



Projecting D/S | Projekterende D/K



Projecting D/S | Projekterende D/K



Projecting D/S | Projekterende D/K

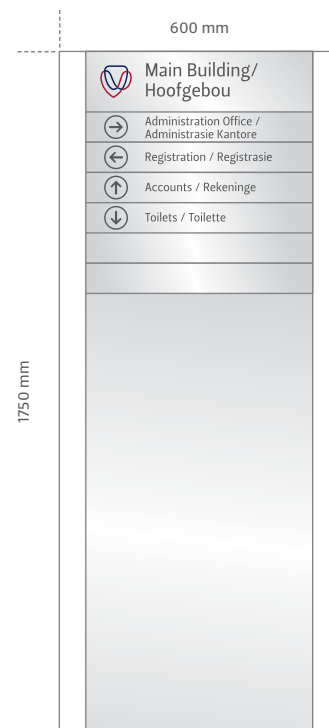


Projecting D/S | Projekterende D/K



Freestanding mini pylon

Freestanding – double sided



Interior signage

Example



Events directional signage

Example



1 m (w) x 0.5 m (h)

Alternative design



1 m (w) x 0.5 m (h)

Directions for this signage are as follows:

- The language order is English first, and then Afrikaans
- The correct UFS corporate colours should be used in the Leitura font
- Marketing brand should be used

Other guidelines

Building names

- Building names attached to exterior of building.
- Cut-out lettering in 'Optima font' to be used.
- Size of building name – 320 mm high letters. (any other size must be submitted for approval to PP).
- 2/3 mm laser-cut mild steel with 5 mm/6 mm machine screw pins welded on. Powder coated and duco sprayed to required colour.
- Use drilling template, drill holes to allow for required stand-off distance
- Mount using chemical epoxy cement
- Distance from wall:
 - 35 mm to 80 mm letters – 10 mm standoff
 - 100 mm to 200 mm letters – 15 mm standoff
 - 200 mm to 300 mm letters – 20/25 mm standoff

Directional road signs

- Use reflective vinyl for lettering, frame and symbols.
- Board: 1 mm Chromadec sheet, re-inforced at the back.
- Framework: Round tubing, white painted with 2k paint.
- 2/50x3x300 long plates welded to CHS, installed 600x600x500 Concrete base
- Lettering: Helvetica, 100 mm high, Upper and lower case.
- Frame: 20 mm with a radius of 100 mm
- Arrow: 222 mm wide when directing left or right.
- Lettering to be applied 315 mm from the left of the board (minimum starting point) and 70 mm from the right of the board (ending point).
- Spacing between end of arrow to the left and starting point of lettering to be 238 mm.
- A full detailed drawing is available on request from Facilities Planning.

Door numbering

- Door numbering – Drawings to be forwarded to Facilities Management: Plan Services for the allocation of door numbers and approval of size and font
- Door numbers to be screwed to door frames.

Office doors

- Vista (V150x400 mm).
- Mount 50 mm from left door frame, 1600 mm from floor. If not possible, then right of door, if not possible, then above door. Only on door at customer's request.
- Fasten with mirror tape and adhesive.

Directional wall sign

- Vista (V500 x1600 portrait).
- With full-colour bubble jet, large format printed insert and clear, non-reflective plastic coating.
- Mount as per architectural layout and customer's requirements.
- Fasten with Hilti or similar fasteners.

Suspended signs

- VL series, landscape. Size will depend on building layout and quantity of information, normally 150 x 600 (landscape)
- Mount with cables provided by supplier. Ceiling mounted 2.5 m from floor.
- Install with ceiling hooks.

For more information regarding building names, road signs, door numbering, office doors, wall signage, suspended signs, please contact Albie Louw, LouwA1@ufs.ac.za, 051 401 9207.





Optima is used for building names placed on the exterior of buildings.

The quick brown
fox jumps over
the lazy dog

aA

Optima: Used for building names placed on the exterior of buildings.

Optima

abcdefghijklmnopqrstuvwxyz
ABCDEFGHIJKLMNOPQRSTUVWXYZ
1234567890@#%&{}[(,;:!?)<>*^

Optima Bold

**abcdefghijklmnopqrstuvwxyz
ABCDEFGHIJKLMNOPQRSTUVWXYZ
1234567890@#%&{}[(,;:!?)<>*^**

Optima Italic

*abcdefghijklmnopqrstuvwxyz
ABCDEFGHIJKLMNOPQRSTUVWXYZ
1234567890@#%&{}[(,;:!?)<>*^*

Optima Bold Italic

***abcdefghijklmnopqrstuvwxyz
ABCDEFGHIJKLMNOPQRSTUVWXYZ
1234567890@#%&{}[(,;:!?)<>*^***

